

**SUMMARY OF APPROVED BUDGET, UTILIZATIONS, DISBURSEMENTS AND BALANCES BY OBJECT OF EXPENDITURES**  
**(For Off-Budgetary Funds)**  
**As at the Quarter Ending June 30, 2021**

Department : State Universities and Colleges (SUCs)  
 Agency/Entity : Negros Oriental State University  
 Operating Unit : < not applicable >  
 Organization Code (UACS) : 08 072 0000000  
 Fund Cluster : 05 Internally Generated Funds  
 (e.g. UACS Fund Cluster: 05-Internally Generated Funds and 06-Business Related Funds)

Particulars	UACS CODE	Approved Budget			Utilizations					Disbursements					Balances		
		Approved Budgeted Revenue	Adjustments (Reductions, Modifications/	Adjusted Budgeted Revenue	1st Quarter Ending March 31	2nd Quarter Ending June 30	3rd Quarter Ending Sept. 30	4th Quarter Ending Dec. 31	Total	1st Quarter Ending March 31	2nd Quarter Ending June 30	3rd Quarter Ending Sept. 30	4th Quarter Ending Dec. 31	TOTAL	Unutilized Budget	Due and Demandable	Not Yet Due and Demandable
1	2	3	4	5=[(3+(-)4)]	6	7	8	9	10=(6+7+8+9)	11	12	13	14	15=(11+12+13+14)	16=(5-10)	17	18
<b>SUMMARY</b>																	
<b>A. AGENCY SPECIFIC BUDGET</b>																	
<b>Personnel Services</b>		81,499,030.07	366,626.57	81,865,656.64	973,766.47	2,082,282.53	0.00	0.00	3,056,049.00	973,766.47	2,080,682.53	0.00	0.00	3,034,449.00	78,809,607.64	21,600.00	0.00
<b>Salaries and Wages</b>	5010100000	2,895,213.56	179,582.80	3,074,796.36	343,528.12	444,112.68	0.00	0.00	787,640.80	343,528.12	444,112.68	0.00	0.00	787,640.80	2,287,155.56	0.00	0.00
Salaries and Wages - Regular	5010101000	2,895,213.56	0.00	2,895,213.56	287,325.00	320,733.00	0.00	0.00	608,058.00	287,325.00	320,733.00	0.00	0.00	608,058.00	2,287,155.56	0.00	0.00
Basic Salary - Civilian	5010101001	2,895,213.56	0.00	2,895,213.56	287,325.00	320,733.00	0.00	0.00	608,058.00	287,325.00	320,733.00	0.00	0.00	608,058.00	2,287,155.56	0.00	0.00
Salaries and Wages - Casual/Contractual	5010102000	0.00	179,582.80	179,582.80	56,203.12	123,379.68	0.00	0.00	179,582.80	56,203.12	123,379.68	0.00	0.00	179,582.80	0.00	0.00	0.00
Salaries and Wages - Casual/Contractual	5010102000	0.00	179,582.80	179,582.80	56,203.12	123,379.68	0.00	0.00	179,582.80	56,203.12	123,379.68	0.00	0.00	179,582.80	0.00	0.00	0.00
<b>Other Compensation</b>	5010200000	77,114,854.85	54,506.12	77,169,360.97	455,944.67	1,591,921.41	0.00	0.00	2,047,866.08	455,944.67	1,570,321.41	0.00	0.00	2,026,266.08	75,121,294.89	21,600.00	0.00
Personal Economic Relief Allowance (PERA)	5010201000	259,454.55	0.00	259,454.55	28,000.00	32,000.00	0.00	0.00	60,000.00	28,000.00	32,000.00	0.00	0.00	60,000.00	199,454.55	0.00	0.00
PERA - Civilian	5010201001	259,454.55	0.00	259,454.55	28,000.00	32,000.00	0.00	0.00	60,000.00	28,000.00	32,000.00	0.00	0.00	60,000.00	199,454.55	0.00	0.00
Clothing/Uniform Allowance	5010204000	78,000.00	0.00	78,000.00	24,000.00	6,000.00	0.00	0.00	30,000.00	24,000.00	6,000.00	0.00	0.00	30,000.00	48,000.00	0.00	0.00
Clothing/Uniform Allowance - Civilian	5010204001	78,000.00	0.00	78,000.00	24,000.00	6,000.00	0.00	0.00	30,000.00	24,000.00	6,000.00	0.00	0.00	30,000.00	48,000.00	0.00	0.00
Subsistence Allowance (SA)	5010205000	307,750.00	0.00	307,750.00	0.00	0.00	0.00	0.00	0.00	0.00	0.00	0.00	0.00	0.00	307,750.00	0.00	0.00
Subsistence Allowance - Magna Carta for Public Health Workers under R. A. 7305	5010205003	307,750.00	0.00	307,750.00	0.00	0.00	0.00	0.00	0.00	0.00	0.00	0.00	0.00	0.00	307,750.00	0.00	0.00
Honoraria	5010210000	67,684,077.25	0.00	67,684,077.25	387,741.17	1,089,143.18	0.00	0.00	1,476,884.35	387,741.17	1,067,543.18	0.00	0.00	1,455,284.35	66,207,192.90	21,600.00	0.00
Honoraria - Civilian	5010210001	67,684,077.25	0.00	67,684,077.25	387,741.17	1,089,143.18	0.00	0.00	1,476,884.35	387,741.17	1,067,543.18	0.00	0.00	1,455,284.35	66,207,192.90	21,600.00	0.00
Overtime and Night Pay	5010213000	7,924,797.05	54,506.12	7,979,303.17	16,203.50	363,435.23	0.00	0.00	379,638.73	16,203.50	363,435.23	0.00	0.00	379,638.73	7,599,664.44	0.00	0.00
Overtime Pay	5010213001	7,924,797.05	54,506.12	7,979,303.17	16,203.50	363,435.23	0.00	0.00	379,638.73	16,203.50	363,435.23	0.00	0.00	379,638.73	7,599,664.44	0.00	0.00
Year End Bonus	5010214000	465,576.00	(13,493.00)	452,083.00	0.00	87,850.00	0.00	0.00	87,850.00	0.00	87,850.00	0.00	0.00	87,850.00	364,233.00	0.00	0.00
Bonus - Civilian	5010214001	465,576.00	(13,493.00)	452,083.00	0.00	87,850.00	0.00	0.00	87,850.00	0.00	87,850.00	0.00	0.00	87,850.00	364,233.00	0.00	0.00
Cash Gift	5010215000	70,000.00	0.00	70,000.00	0.00	0.00	0.00	0.00	0.00	0.00	0.00	0.00	0.00	0.00	70,000.00	0.00	0.00
Cash Gift - Civilian	5010215001	70,000.00	0.00	70,000.00	0.00	0.00	0.00	0.00	0.00	0.00	0.00	0.00	0.00	0.00	70,000.00	0.00	0.00
Other Bonuses and Allowances	5010299000	325,000.00	13,493.00	338,493.00	0.00	13,493.00	0.00	0.00	13,493.00	0.00	13,493.00	0.00	0.00	13,493.00	325,000.00	0.00	0.00
Productivity Enhancement Incentive - Civilian	5010299012	65,000.00	0.00	65,000.00	0.00	0.00	0.00	0.00	0.00	0.00	0.00	0.00	0.00	0.00	65,000.00	0.00	0.00
Performance Based Bonus - Civilian	5010299014	260,000.00	0.00	260,000.00	0.00	0.00	0.00	0.00	0.00	0.00	0.00	0.00	0.00	0.00	260,000.00	0.00	0.00
Mid-Year Bonus - Civilian	5010299036	0.00	13,493.00	13,493.00	0.00	13,493.00	0.00	0.00	13,493.00	0.00	13,493.00	0.00	0.00	13,493.00	0.00	0.00	0.00
<b>Personnel Benefit Contributions</b>	5010300000	455,447.34	0.00	455,447.34	41,756.03	46,248.44	0.00	0.00	88,004.47	41,756.03	46,248.44	0.00	0.00	88,004.47	367,442.87	0.00	0.00
Retirement and Life Insurance Premiums	5010301000	339,798.62	0.00	339,798.62	34,482.00	38,487.96	0.00	0.00	72,969.96	34,482.00	38,487.96	0.00	0.00	72,969.96	266,828.66	0.00	0.00
Retirement and Life Insurance Premiums	5010301001	339,798.62	0.00	339,798.62	34,482.00	38,487.96	0.00	0.00	72,969.96	34,482.00	38,487.96	0.00	0.00	72,969.96	266,828.66	0.00	0.00
Pag-IBIG Contributions	5010302000	35,600.00	0.00	35,600.00	1,400.00	1,600.00	0.00	0.00	3,000.00	1,400.00	1,600.00	0.00	0.00	3,000.00	32,600.00	0.00	0.00
Pag-IBIG - Civilian	5010302001	35,600.00	0.00	35,600.00	1,400.00	1,600.00	0.00	0.00	3,000.00	1,400.00	1,600.00	0.00	0.00	3,000.00	32,600.00	0.00	0.00
PhilHealth Contributions	5010303000	44,648.72	0.00	44,648.72	4,474.03	4,560.48	0.00	0.00	9,034.51	4,474.03	4,560.48	0.00	0.00	9,034.51	35,614.21	0.00	0.00
PhilHealth - Civilian	5010303001	44,648.72	0.00	44,648.72	4,474.03	4,560.48	0.00	0.00	9,034.51	4,474.03	4,560.48	0.00	0.00	9,034.51	35,614.21	0.00	0.00
Employees Compensation Insurance Premiums (ECIP)	5010304000	35,400.00	0.00	35,400.00	1,400.00	1,600.00	0.00	0.00	3,000.00	1,400.00	1,600.00	0.00	0.00	3,000.00	32,400.00	0.00	0.00
ECIP - Civilian	5010304001	35,400.00	0.00	35,400.00	1,400.00	1,600.00	0.00	0.00	3,000.00	1,400.00	1,600.00	0.00	0.00	3,000.00	32,400.00	0.00	0.00
<b>Other Personnel Benefits</b>	5010400000	1,033,714.32	132,537.65	1,166,251.97	132,537.65	0.00	0.00	0.00	132,537.65	132,537.65	0.00	0.00	0.00	132,537.65	1,033,714.32	0.00	0.00
Terminal Leave Benefits	5010403000	0.00	132,537.65	132,537.65	132,537.65	0.00	0.00	0.00	132,537.65	132,537.65	0.00	0.00	0.00	132,537.65	0.00	0.00	0.00
Terminal Leave Benefits - Civilian	5010403001	0.00	132,537.65	132,537.65	132,537.65	0.00	0.00	0.00	132,537.65	132,537.65	0.00	0.00	0.00	132,537.65	0.00	0.00	0.00
Other Personnel Benefits	5010499000	1,033,714.32	0.00	1,033,714.32	0.00	0.00	0.00	0.00	0.00	0.00	0.00	0.00	0.00	0.00	1,033,714.32	0.00	0.00
Lump-sum for Compensation Adjustment	5010499006	245,000.00	0.00	245,000.00	0.00	0.00	0.00	0.00	0.00	0.00	0.00	0.00	0.00	0.00	245,000.00	0.00	0.00
Lump-sum for Step Increments - Length of Service	5010499010	165,000.00	0.00	165,000.00	0.00	0.00	0.00	0.00	0.00	0.00	0.00	0.00	0.00	0.00	165,000.00	0.00	0.00
Other Personnel Benefits	5010499099	623,714.32	0.00	623,714.32	0.00	0.00	0.00	0.00	0.00	0.00	0.00	0.00	0.00	0.00	623,714.32	0.00	0.00

**SUMMARY OF APPROVED BUDGET, UTILIZATIONS, DISBURSEMENTS AND BALANCES BY OBJECT OF EXPENDITURES**  
**(For Off-Budgetary Funds)**  
**As at the Quarter Ending June 30, 2021**

Department : State Universities and Colleges (SUCs)  
 Agency/Entity : Negros Oriental State University  
 Operating Unit : < not applicable >  
 Organization Code (UACS) : 08 072 0000000  
 Fund Cluster : 05 Internally Generated Funds  
 (e.g. UACS Fund Cluster: 05-Internally Generated Funds and 06-Business Related Funds)

Particulars	UACS CODE	Approved Budget			Utilizations					Disbursements					Balances		
		Approved Budgeted Revenue	Adjustments (Reductions, Modifications/	Adjusted Budgeted Revenue	1st Quarter Ending March 31	2nd Quarter Ending June 30	3rd Quarter Ending Sept. 30	4th Quarter Ending Dec. 31	Total	1st Quarter Ending March 31	2nd Quarter Ending June 30	3rd Quarter Ending Sept. 30	4th Quarter Ending Dec. 31	TOTAL	Unutilized Budget	Unpaid Obligations	
																Due and Demandable	Not Yet Due and Demandable
1	2	3	4	5=[(3+(-)4)]	6	7	8	9	10=(6+7+8+9)	11	12	13	14	15=(11+12+13+14)	16=(5-10)	17	18
<b>Maintenance and Other Operating Expenses</b>		628,123,732.39	(1,649,260.65)	626,474,471.74	11,154,893.14	12,793,596.57	0.00	0.00	23,948,489.71	7,613,608.07	8,145,365.98	0.00	0.00	15,758,974.05	602,525,982.03	362,935.25	7,826,580.41
<b>Traveling Expenses</b>	5020100000	7,636,358.00	0.00	7,636,358.00	4,080.00	30,880.00	0.00	0.00	34,960.00	4,080.00	30,880.00	0.00	0.00	34,960.00	7,601,398.00	0.00	0.00
Traveling Expenses - Local	5020101000	7,636,358.00	0.00	7,636,358.00	4,080.00	30,880.00	0.00	0.00	34,960.00	4,080.00	30,880.00	0.00	0.00	34,960.00	7,601,398.00	0.00	0.00
Traveling Expenses - Local	5020101000	7,636,358.00	0.00	7,636,358.00	4,080.00	30,880.00	0.00	0.00	34,960.00	4,080.00	30,880.00	0.00	0.00	34,960.00	7,601,398.00	0.00	0.00
<b>Training and Scholarship Expenses</b>	5020200000	47,686,859.12	(457,130.00)	47,229,729.12	73,576.00	167,957.00	0.00	0.00	241,533.00	5,726.00	153,757.00	0.00	0.00	159,483.00	46,988,196.12	51,150.00	30,900.00
Training Expenses	5020201000	47,686,859.12	(457,130.00)	47,229,729.12	73,576.00	167,957.00	0.00	0.00	241,533.00	5,726.00	153,757.00	0.00	0.00	159,483.00	46,988,196.12	51,150.00	30,900.00
Training Expenses	5020201002	47,686,859.12	(457,130.00)	47,229,729.12	73,576.00	167,957.00	0.00	0.00	241,533.00	5,726.00	153,757.00	0.00	0.00	159,483.00	46,988,196.12	51,150.00	30,900.00
<b>Supplies and Materials Expenses</b>	5020300000	132,943,401.93	(497,374.00)	132,446,027.93	2,134,182.40	3,927,752.05	0.00	0.00	6,061,934.45	225,918.75	1,094,860.40	0.00	0.00	1,320,779.15	126,384,093.48	31,545.25	4,709,610.05
Office Supplies Expenses	5020301000	46,011,062.60	(274,120.00)	45,736,942.60	243,691.25	942,280.20	0.00	0.00	1,185,971.45	900.00	160,300.00	0.00	0.00	161,200.00	44,550,971.15	7,345.25	1,017,426.20
ICT Office Supplies	5020301001	19,752,029.21	(78,400.00)	19,673,629.21	52,990.00	564,049.00	0.00	0.00	617,039.00	0.00	0.00	0.00	0.00	0.00	19,056,590.21	1,895.00	615,144.00
Office Supplies Expenses	5020301002	26,259,033.39	(195,720.00)	26,063,313.39	190,701.25	378,231.20	0.00	0.00	568,932.45	900.00	160,300.00	0.00	0.00	161,200.00	25,484,380.94	5,450.25	402,282.20
Accountable Forms Expenses	5020302000	478,010.00	0.00	478,010.00	0.00	0.00	0.00	0.00	0.00	0.00	0.00	0.00	0.00	0.00	478,010.00	0.00	0.00
Accountable Forms Expenses	5020302000	478,010.00	0.00	478,010.00	0.00	0.00	0.00	0.00	0.00	0.00	0.00	0.00	0.00	0.00	478,010.00	0.00	0.00
Drugs and Medicines Expenses	5020307000	1,913,998.32	0.00	1,913,998.32	0.00	55,973.00	0.00	0.00	55,973.00	0.00	0.00	0.00	0.00	0.00	1,858,025.32	0.00	55,973.00
Drugs and Medicines Expenses	5020307000	1,913,998.32	0.00	1,913,998.32	0.00	55,973.00	0.00	0.00	55,973.00	0.00	0.00	0.00	0.00	0.00	1,858,025.32	0.00	55,973.00
Medical, Dental and Laboratory Supplies Expenses	5020308000	2,976,513.58	0.00	2,976,513.58	8,996.00	0.00	0.00	0.00	8,996.00	0.00	0.00	0.00	0.00	0.00	2,967,517.58	0.00	8,996.00
Medical, Dental and Laboratory Supplies Expenses	5020308000	2,976,513.58	0.00	2,976,513.58	8,996.00	0.00	0.00	0.00	8,996.00	0.00	0.00	0.00	0.00	0.00	2,967,517.58	0.00	8,996.00
Fuel, Oil and Lubricants Expenses	5020309000	4,192,701.79	0.00	4,192,701.79	28,860.00	134,079.10	0.00	0.00	162,939.10	28,860.00	22,476.40	0.00	0.00	51,336.40	4,029,762.69	0.00	111,602.70
Fuel, Oil and Lubricants Expenses	5020309000	4,192,701.79	0.00	4,192,701.79	28,860.00	134,079.10	0.00	0.00	162,939.10	28,860.00	22,476.40	0.00	0.00	51,336.40	4,029,762.69	0.00	111,602.70
Agricultural and Marine Supplies Expenses	5020310000	4,167,369.80	109,440.00	4,276,809.80	173,770.00	111,579.75	0.00	0.00	285,349.75	0.00	109,440.00	0.00	0.00	109,440.00	3,991,460.05	0.00	175,909.75
Agricultural and Marine Supplies Expenses	5020310000	4,167,369.80	109,440.00	4,276,809.80	173,770.00	111,579.75	0.00	0.00	285,349.75	0.00	109,440.00	0.00	0.00	109,440.00	3,991,460.05	0.00	175,909.75
Textbooks and Instructional Materials Expenses	5020311000	1,810,000.00	0.00	1,810,000.00	0.00	0.00	0.00	0.00	0.00	0.00	0.00	0.00	0.00	0.00	1,810,000.00	0.00	0.00
Textbooks and Instructional Materials Expenses	5020311001	1,810,000.00	0.00	1,810,000.00	0.00	0.00	0.00	0.00	0.00	0.00	0.00	0.00	0.00	0.00	1,810,000.00	0.00	0.00
Chemical and Filtering Supplies Expenses	5020313000	1,922,715.65	0.00	1,922,715.65	0.00	0.00	0.00	0.00	0.00	0.00	0.00	0.00	0.00	0.00	1,922,715.65	0.00	0.00
Chemical and Filtering Supplies Expenses	5020313000	1,922,715.65	0.00	1,922,715.65	0.00	0.00	0.00	0.00	0.00	0.00	0.00	0.00	0.00	0.00	1,922,715.65	0.00	0.00
Semi-Expendable Machinery and Equipment Expenses	5020321000	20,192,122.76	483,346.00	20,675,468.76	691,420.00	689,870.00	0.00	0.00	1,381,290.00	182,400.00	79,520.00	0.00	0.00	261,920.00	19,294,178.76	24,200.00	1,085,170.00
Machinery	5020321001	64,500.00	0.00	64,500.00	19,710.00	0.00	0.00	0.00	19,710.00	0.00	0.00	0.00	0.00	0.00	64,500.00	0.00	19,710.00
Office Equipment	5020321002	1,188,849.53	115,496.00	1,304,345.53	319,058.00	133,923.00	0.00	0.00	452,981.00	182,400.00	44,075.00	0.00	0.00	226,475.00	851,364.53	24,200.00	202,306.00
Information and Communications Technology Equipment	5020321003	4,105,335.36	197,850.00	4,303,185.36	42,050.00	113,173.00	0.00	0.00	155,223.00	0.00	7,500.00	0.00	0.00	7,500.00	4,147,962.36	0.00	147,723.00
Agricultural and Forestry Equipment	5020321004	96,100.00	0.00	96,100.00	0.00	0.00	0.00	0.00	0.00	0.00	0.00	0.00	0.00	0.00	96,100.00	0.00	0.00
Communications Equipment	5020321007	58,960.00	0.00	58,960.00	0.00	17,400.00	0.00	0.00	17,400.00	0.00	0.00	0.00	0.00	0.00	41,560.00	0.00	17,400.00
Disaster Response and Rescue Equipment	5020321008	819,933.00	125,000.00	944,933.00	136,960.00	155,006.00	0.00	0.00	291,966.00	0.00	0.00	0.00	0.00	0.00	652,967.00	0.00	291,966.00
Medical Equipment	5020321010	556,085.23	18,000.00	574,085.23	16,000.00	0.00	0.00	0.00	16,000.00	0.00	0.00	0.00	0.00	0.00	558,085.23	0.00	16,000.00
Printing Equipment	5020321011	199,060.00	0.00	199,060.00	14,950.00	19,498.00	0.00	0.00	34,448.00	0.00	0.00	0.00	0.00	0.00	164,612.00	0.00	34,448.00
Sports Equipment	5020321012	1,447,290.00	0.00	1,447,290.00	70,995.00	0.00	0.00	0.00	70,995.00	0.00	17,665.00	0.00	0.00	17,665.00	1,376,295.00	0.00	53,330.00
Technical and Scientific Equipment	5020321013	10,598,849.04	(3,780.00)	10,595,069.04	37,127.00	239,922.00	0.00	0.00	277,049.00	0.00	0.00	0.00	0.00	0.00	10,318,020.04	0.00	277,049.00
Other Machinery and Equipment	5020321099	1,057,160.60	11,070.00	1,068,230.60	34,570.00	10,948.00	0.00	0.00	45,518.00	0.00	10,280.00	0.00	0.00	10,280.00	1,022,712.60	0.00	35,238.00
Semi-Expendable Furniture, Fixtures and Books Expenses	5020322000	20,328,348.80	(61,500.00)	20,266,848.80	331,640.00	428,644.00	0.00	0.00	760,284.00	0.00	243,995.00	0.00	0.00	243,995.00	19,506,564.80	0.00	516,289.00
Furniture and Fixtures	5020322001	9,741,071.00	(61,500.00)	9,679,571.00	331,640.00	428,644.00	0.00	0.00	760,284.00	0.00	243,995.00	0.00	0.00	243,995.00	8,919,287.00	0.00	516,289.00
Books	5020322002	10,587,277.80	0.00	10,587,277.80	0.00	0.00	0.00	0.00	0.00	0.00	0.00	0.00	0.00	0.00	10,587,277.80	0.00	0.00
Other Supplies and Materials Expenses	5020399000	28,950,558.63	(754,540.00)	28,196,018.63	655,805.15	1,565,326.00	0.00	0.00	2,221,131.15	13,758.75	479,129.00	0.00	0.00	492,887.75	25,974,887.48	0.00	1,728,243.40
Other Supplies and Materials Expenses	5020399000	28,950,558.63	(754,540.00)	28,196,018.63	655,805.15	1,565,326.00	0.00	0.00	2,221,131.15	13,758.75	479,129.00	0.00	0.00	492,887.75	25,974,887.48	0.00	1,728,243.40

**SUMMARY OF APPROVED BUDGET, UTILIZATIONS, DISBURSEMENTS AND BALANCES BY OBJECT OF EXPENDITURES**  
**(For Off-Budgetary Funds)**  
**As at the Quarter Ending June 30, 2021**

Department : State Universities and Colleges (SUCs)  
 Agency/Entity : Negros Oriental State University  
 Operating Unit : < not applicable >  
 Organization Code (UACS) : 08 072 0000000  
 Fund Cluster : 05 Internally Generated Funds

(e.g. UACS Fund Cluster: 05-Internally Generated Funds and 06-Business Related Funds)

Particulars	UACS CODE	Approved Budget			Utilizations					Disbursements					Balances		
		Approved Budgeted Revenue	Adjustments (Reductions, Modifications/	Adjusted Budgeted Revenue	1st Quarter Ending March 31	2nd Quarter Ending June 30	3rd Quarter Ending Sept. 30	4th Quarter Ending Dec. 31	Total	1st Quarter Ending March 31	2nd Quarter Ending June 30	3rd Quarter Ending Sept. 30	4th Quarter Ending Dec. 31	TOTAL	Unutilized Budget	Unpaid Obligations	
																5=[(3+(-)4)]	6
1	2	3	4	5=[(3+(-)4)]	6	7	8	9	10=(6+7+8+9)	11	12	13	14	15=(11+12+13+14)	16=(5-10)	17	18
<b>Utility Expenses</b>	5020400000	3,022,097.93	0.00	3,022,097.93	0.00	0.00	0.00	0.00	0.00	0.00	0.00	0.00	0.00	0.00	3,022,097.93	0.00	0.00
Water Expenses	5020401000	1,170,366.32	0.00	1,170,366.32	0.00	0.00	0.00	0.00	0.00	0.00	0.00	0.00	0.00	0.00	1,170,366.32	0.00	0.00
Water Expenses	5020401000	1,170,366.32	0.00	1,170,366.32	0.00	0.00	0.00	0.00	0.00	0.00	0.00	0.00	0.00	0.00	1,170,366.32	0.00	0.00
Electricity Expenses	5020402000	1,851,731.61	0.00	1,851,731.61	0.00	0.00	0.00	0.00	0.00	0.00	0.00	0.00	0.00	0.00	1,851,731.61	0.00	0.00
Electricity Expenses	5020402000	1,851,731.61	0.00	1,851,731.61	0.00	0.00	0.00	0.00	0.00	0.00	0.00	0.00	0.00	0.00	1,851,731.61	0.00	0.00
<b>Communication Expenses</b>	5020500000	13,045,738.69	(12,770.80)	13,032,967.89	669,818.61	256,185.00	0.00	0.00	926,003.61	69,848.61	856,155.00	0.00	0.00	926,003.61	12,106,964.28	0.00	0.00
Postage and Courier Services	5020501000	827,000.00	(15,200.80)	811,799.20	0.00	0.00	0.00	0.00	0.00	0.00	0.00	0.00	0.00	0.00	811,799.20	0.00	0.00
Postage and Courier Services	5020501000	827,000.00	(15,200.80)	811,799.20	0.00	0.00	0.00	0.00	0.00	0.00	0.00	0.00	0.00	0.00	811,799.20	0.00	0.00
Telephone Expenses	5020502000	684,287.96	0.00	684,287.96	4,592.99	0.00	0.00	0.00	4,592.99	4,592.99	0.00	0.00	0.00	4,592.99	679,694.97	0.00	0.00
Mobile	5020502001	37,500.00	0.00	37,500.00	0.00	0.00	0.00	0.00	0.00	0.00	0.00	0.00	0.00	0.00	37,500.00	0.00	0.00
Landline	5020502002	646,787.96	0.00	646,787.96	4,592.99	0.00	0.00	0.00	4,592.99	4,592.99	0.00	0.00	0.00	4,592.99	642,194.97	0.00	0.00
Internet Subscription Expenses	5020503000	11,258,450.73	0.00	11,258,450.73	662,795.62	256,185.00	0.00	0.00	918,980.62	62,825.62	856,155.00	0.00	0.00	918,980.62	10,339,470.11	0.00	0.00
Internet Subscription Expenses	5020503000	11,258,450.73	0.00	11,258,450.73	662,795.62	256,185.00	0.00	0.00	918,980.62	62,825.62	856,155.00	0.00	0.00	918,980.62	10,339,470.11	0.00	0.00
Cable, Satellite, Telegraph and Radio Expenses	5020504000	276,000.00	2,430.00	278,430.00	2,430.00	0.00	0.00	0.00	2,430.00	2,430.00	0.00	0.00	0.00	2,430.00	276,000.00	0.00	0.00
Cable, Satellite, Telegraph and Radio Expenses	5020504000	276,000.00	2,430.00	278,430.00	2,430.00	0.00	0.00	0.00	2,430.00	2,430.00	0.00	0.00	0.00	2,430.00	276,000.00	0.00	0.00
<b>Awards/Rewards and Prizes</b>	5020600000	3,224,500.00	0.00	3,224,500.00	0.00	0.00	0.00	0.00	0.00	0.00	0.00	0.00	0.00	0.00	3,224,500.00	0.00	0.00
Awards/Rewards Expenses	5020601000	3,224,500.00	0.00	3,224,500.00	0.00	0.00	0.00	0.00	0.00	0.00	0.00	0.00	0.00	0.00	3,224,500.00	0.00	0.00
Awards/Rewards Expenses	5020601001	2,222,000.00	0.00	2,222,000.00	0.00	0.00	0.00	0.00	0.00	0.00	0.00	0.00	0.00	0.00	2,222,000.00	0.00	0.00
Rewards and Incentives	5020601002	1,002,500.00	0.00	1,002,500.00	0.00	0.00	0.00	0.00	0.00	0.00	0.00	0.00	0.00	0.00	1,002,500.00	0.00	0.00
<b>Survey, Research, Exploration and Development Expenses</b>	5020700000	21,012,000.00	0.00	21,012,000.00	0.00	50,172.00	0.00	0.00	50,172.00	0.00	50,172.00	0.00	0.00	50,172.00	20,961,828.00	0.00	0.00
Research, Exploration and Development Expenses	5020702000	21,012,000.00	0.00	21,012,000.00	0.00	50,172.00	0.00	0.00	50,172.00	0.00	50,172.00	0.00	0.00	50,172.00	20,961,828.00	0.00	0.00
Research, Exploration and Development Expenses	5020702002	21,012,000.00	0.00	21,012,000.00	0.00	50,172.00	0.00	0.00	50,172.00	0.00	50,172.00	0.00	0.00	50,172.00	20,961,828.00	0.00	0.00
<b>Professional Services</b>	5021100000	32,506,964.98	818,926.00	33,325,890.98	1,186,524.76	1,799,876.45	0.00	0.00	2,986,401.21	1,166,848.76	1,069,200.09	0.00	0.00	2,236,048.85	30,339,489.77	108,500.00	641,852.36
Legal Services	5021101000	105,000.00	737,226.00	842,226.00	210,636.00	420,700.36	0.00	0.00	631,336.36	210,636.00	280,848.00	0.00	0.00	491,484.00	210,889.64	0.00	139,852.36
Legal Services	5021101000	105,000.00	737,226.00	842,226.00	210,636.00	420,700.36	0.00	0.00	631,336.36	210,636.00	280,848.00	0.00	0.00	491,484.00	210,889.64	0.00	139,852.36
Auditing Services	5021102000	254,755.20	0.00	254,755.20	0.00	0.00	0.00	0.00	0.00	0.00	0.00	0.00	0.00	0.00	254,755.20	0.00	0.00
Auditing Services	5021102000	254,755.20	0.00	254,755.20	0.00	0.00	0.00	0.00	0.00	0.00	0.00	0.00	0.00	0.00	254,755.20	0.00	0.00
Other Professional Services	5021199000	32,147,209.78	81,700.00	32,228,909.78	975,888.76	1,379,176.09	0.00	0.00	2,355,064.85	956,212.76	788,352.09	0.00	0.00	1,744,564.85	29,873,844.93	108,500.00	502,000.00
Other Professional Services	5021199000	32,147,209.78	81,700.00	32,228,909.78	975,888.76	1,379,176.09	0.00	0.00	2,355,064.85	956,212.76	788,352.09	0.00	0.00	1,744,564.85	29,873,844.93	108,500.00	502,000.00
<b>General Services</b>	5021200000	1,325,800.00	0.00	1,325,800.00	0.00	150,000.00	0.00	0.00	150,000.00	0.00	0.00	0.00	0.00	0.00	1,175,800.00	0.00	150,000.00
Environment/Sanitary Services	5021201000	1,133,800.00	0.00	1,133,800.00	0.00	150,000.00	0.00	0.00	150,000.00	0.00	0.00	0.00	0.00	0.00	983,800.00	0.00	150,000.00
Environment/Sanitary Services	5021201000	1,133,800.00	0.00	1,133,800.00	0.00	150,000.00	0.00	0.00	150,000.00	0.00	0.00	0.00	0.00	0.00	983,800.00	0.00	150,000.00
Other General Services	5021299000	192,000.00	0.00	192,000.00	0.00	0.00	0.00	0.00	0.00	0.00	0.00	0.00	0.00	0.00	192,000.00	0.00	0.00
Other General Services - ICT Services	5021299001	150,000.00	0.00	150,000.00	0.00	0.00	0.00	0.00	0.00	0.00	0.00	0.00	0.00	0.00	150,000.00	0.00	0.00
Other General Services	5021299099	42,000.00	0.00	42,000.00	0.00	0.00	0.00	0.00	0.00	0.00	0.00	0.00	0.00	0.00	42,000.00	0.00	0.00
<b>Repairs and Maintenance</b>	5021300000	23,587,917.68	(1,141,382.08)	22,446,535.60	468,406.92	56,574.00	0.00	0.00	524,980.92	9,380.00	23,990.92	0.00	0.00	33,370.92	21,921,554.68	0.00	491,610.00
Repairs and Maintenance - Infrastructure Assets	5021303000	550,000.00	0.00	550,000.00	0.00	0.00	0.00	0.00	0.00	0.00	0.00	0.00	0.00	0.00	550,000.00	0.00	0.00
Water Supply Systems	5021303004	160,000.00	0.00	160,000.00	0.00	0.00	0.00	0.00	0.00	0.00	0.00	0.00	0.00	0.00	160,000.00	0.00	0.00
Power Supply Systems	5021303005	390,000.00	0.00	390,000.00	0.00	0.00	0.00	0.00	0.00	0.00	0.00	0.00	0.00	0.00	390,000.00	0.00	0.00
Repairs and Maintenance - Buildings and Other Structures	5021304000	16,014,563.98	(835,500.00)	15,179,063.98	439,381.00	8,159.00	0.00	0.00	447,540.00	0.00	0.00	0.00	0.00	0.00	14,731,523.98	0.00	447,540.00
Buildings	5021304001	4,132,000.00	(447,900.00)	3,684,100.00	0.00	0.00	0.00	0.00	0.00	0.00	0.00	0.00	0.00	0.00	3,684,100.00	0.00	0.00
School Buildings	5021304002	2,990,700.00	331,260.00	2,921,960.00	0.00	438,600.00	0.00	0.00	438,600.00	0.00	0.00	0.00	0.00	0.00	2,483,360.00	0.00	438,600.00
Other Structures	5021304099	9,291,863.98	(718,860.00)	8,573,003.98	439,381.00	(430,441.00)	0.00	0.00	8,940.00	0.00	0.00	0.00	0.00	0.00	8,564,063.98	0.00	8,940.00

**SUMMARY OF APPROVED BUDGET, UTILIZATIONS, DISBURSEMENTS AND BALANCES BY OBJECT OF EXPENDITURES**  
**(For Off-Budgetary Funds)**  
**As at the Quarter Ending June 30, 2021**

Department : State Universities and Colleges (SUCs)  
 Agency/Entity : Negros Oriental State University  
 Operating Unit : < not applicable >  
 Organization Code (UACS) : 08 072 0000000  
 Fund Cluster : 05 Internally Generated Funds

(e.g. UACS Fund Cluster: 05-Internally Generated Funds and 06-Business Related Funds)

Particulars	UACS CODE	Approved Budget			Utilizations					Disbursements					Balances		
		Approved Budgeted Revenue	Adjustments (Reductions, Modifications/	Adjusted Budgeted Revenue	1st Quarter Ending March 31	2nd Quarter Ending June 30	3rd Quarter Ending Sept. 30	4th Quarter Ending Dec. 31	Total	1st Quarter Ending March 31	2nd Quarter Ending June 30	3rd Quarter Ending Sept. 30	4th Quarter Ending Dec. 31	TOTAL	Unutilized Budget	Unpaid Obligations	
																Due and Demandable	Not Yet Due and Demandable
1	2	3	4	5=[(3+(-4))]	6	7	8	9	10=(6+7+8+9)	11	12	13	14	15=(11+12+13+14)	16=(5-10)	17	18
Repairs and Maintenance - Machinery and Equipment	5021305000	1,901,681.70	(60,000.00)	1,841,681.70	19,645.92	42,995.00	0.00	0.00	62,610.92	0.00	23,990.92	0.00	0.00	23,990.92	1,779,070.78	0.00	38,620.00
Machinery	5021305001	86,660.00	0.00	86,660.00	0.00	0.00	0.00	0.00	0.00	0.00	0.00	0.00	0.00	0.00	86,660.00	0.00	0.00
Office Equipment	5021305002	409,042.50	(60,000.00)	349,042.50	0.00	18,700.00	0.00	0.00	18,700.00	0.00	0.00	0.00	0.00	0.00	330,342.50	0.00	18,700.00
Information and Communication Technology Equipment	5021305003	452,510.20	0.00	452,510.20	0.00	0.00	0.00	0.00	0.00	0.00	0.00	0.00	0.00	0.00	452,510.20	0.00	0.00
Medical Equipment	5021305011	250,000.00	0.00	250,000.00	0.00	0.00	0.00	0.00	0.00	0.00	0.00	0.00	0.00	0.00	250,000.00	0.00	0.00
Printing Equipment	5021305012	97,942.00	0.00	97,942.00	0.00	19,920.00	0.00	0.00	19,920.00	0.00	0.00	0.00	0.00	0.00	78,022.00	0.00	19,920.00
Other Machinery and Equipment	5021305099	605,527.00	0.00	605,527.00	19,645.92	4,345.00	0.00	0.00	23,990.92	0.00	23,990.92	0.00	0.00	23,990.92	581,536.08	0.00	0.00
Repairs and Maintenance - Transportation Equipment	5021306000	1,607,712.00	9,380.00	1,617,092.00	9,380.00	5,450.00	0.00	0.00	14,830.00	9,380.00	0.00	0.00	0.00	9,380.00	1,602,262.00	0.00	5,450.00
Motor Vehicles	5021306001	1,607,712.00	9,380.00	1,617,092.00	9,380.00	5,450.00	0.00	0.00	14,830.00	9,380.00	0.00	0.00	0.00	9,380.00	1,602,262.00	0.00	5,450.00
Repairs and Maintenance - Furniture and Fixtures	5021307000	200,550.00	0.00	200,550.00	0.00	0.00	0.00	0.00	0.00	0.00	0.00	0.00	0.00	0.00	200,550.00	0.00	0.00
Repairs and Maintenance - Furniture and Fixtures	5021307000	200,550.00	0.00	200,550.00	0.00	0.00	0.00	0.00	0.00	0.00	0.00	0.00	0.00	0.00	200,550.00	0.00	0.00
Repairs and Maintenance - Semi-Expendable Machinery and Equipment	5021321000	733,410.00	0.00	733,410.00	0.00	0.00	0.00	0.00	0.00	0.00	0.00	0.00	0.00	0.00	733,410.00	0.00	0.00
Office Equipment	5021321002	341,000.00	0.00	341,000.00	0.00	0.00	0.00	0.00	0.00	0.00	0.00	0.00	0.00	0.00	341,000.00	0.00	0.00
Information and Communications Technology Equipment	5021321003	212,500.00	0.00	212,500.00	0.00	0.00	0.00	0.00	0.00	0.00	0.00	0.00	0.00	0.00	212,500.00	0.00	0.00
Printing Equipment	5021321011	20,000.00	0.00	20,000.00	0.00	0.00	0.00	0.00	0.00	0.00	0.00	0.00	0.00	0.00	20,000.00	0.00	0.00
Other Machinery and Equipment	5021321099	159,910.00	0.00	159,910.00	0.00	0.00	0.00	0.00	0.00	0.00	0.00	0.00	0.00	0.00	159,910.00	0.00	0.00
Repairs and Maintenance - Semi-Expendable Furniture, Fixtures and Books	5021322000	580,000.00	(255,262.08)	324,737.92	0.00	0.00	0.00	0.00	0.00	0.00	0.00	0.00	0.00	0.00	324,737.92	0.00	0.00
Furniture and Fixtures	5021322001	560,000.00	(255,262.08)	304,737.92	0.00	0.00	0.00	0.00	0.00	0.00	0.00	0.00	0.00	0.00	304,737.92	0.00	0.00
Books	5021322002	20,000.00	0.00	20,000.00	0.00	0.00	0.00	0.00	0.00	0.00	0.00	0.00	0.00	0.00	20,000.00	0.00	0.00
Repairs and Maintenance - Other Property, Plant and Equipment	5021399000	2,000,000.00	0.00	2,000,000.00	0.00	0.00	0.00	0.00	0.00	0.00	0.00	0.00	0.00	0.00	2,000,000.00	0.00	0.00
Other Property, Plant and Equipment	5021399099	2,000,000.00	0.00	2,000,000.00	0.00	0.00	0.00	0.00	0.00	0.00	0.00	0.00	0.00	0.00	2,000,000.00	0.00	0.00
Taxes, Insurance Premiums and Other Fees	5021500000	8,562,759.69	889.06	8,563,648.75	3,859.33	2,179.06	0.00	0.00	6,038.39	3,859.33	2,179.06	0.00	0.00	6,038.39	8,557,610.36	0.00	0.00
Taxes, Duties and Licenses	5021501000	831,759.69	889.06	832,648.75	889.06	2,179.06	0.00	0.00	3,068.12	889.06	2,179.06	0.00	0.00	3,068.12	829,580.63	0.00	0.00
Taxes, Duties and Licenses	5021501001	831,759.69	889.06	832,648.75	889.06	2,179.06	0.00	0.00	3,068.12	889.06	2,179.06	0.00	0.00	3,068.12	829,580.63	0.00	0.00
Insurance Expenses	5021503000	7,731,000.00	0.00	7,731,000.00	2,970.27	0.00	0.00	0.00	2,970.27	2,970.27	0.00	0.00	0.00	2,970.27	7,728,029.73	0.00	0.00
Insurance Expenses	5021503000	7,731,000.00	0.00	7,731,000.00	2,970.27	0.00	0.00	0.00	2,970.27	2,970.27	0.00	0.00	0.00	2,970.27	7,728,029.73	0.00	0.00
Labor and Wages	5021600000	62,559,461.57	(1,103,852.57)	61,455,609.00	6,057,730.07	4,676,846.01	0.00	0.00	10,734,576.08	6,057,730.07	4,676,846.01	0.00	0.00	10,734,576.08	50,721,032.92	0.00	0.00
Labor and Wages	5021601000	62,559,461.57	(1,103,852.57)	61,455,609.00	6,057,730.07	4,676,846.01	0.00	0.00	10,734,576.08	6,057,730.07	4,676,846.01	0.00	0.00	10,734,576.08	50,721,032.92	0.00	0.00
Labor and Wages	5021601000	62,559,461.57	(1,103,852.57)	61,455,609.00	6,057,730.07	4,676,846.01	0.00	0.00	10,734,576.08	6,057,730.07	4,676,846.01	0.00	0.00	10,734,576.08	50,721,032.92	0.00	0.00
Other Maintenance and Operating Expenses	5029900000	271,009,872.80	743,433.74	271,753,306.54	556,715.05	1,675,175.00	0.00	0.00	2,231,890.05	70,216.55	187,325.50	0.00	0.00	257,542.05	269,521,416.49	171,740.00	1,802,608.00
Advertising Expenses	5029901000	146,000.00	0.00	146,000.00	0.00	0.00	0.00	0.00	0.00	0.00	0.00	0.00	0.00	0.00	146,000.00	0.00	0.00
Advertising Expenses	5029901000	146,000.00	0.00	146,000.00	0.00	0.00	0.00	0.00	0.00	0.00	0.00	0.00	0.00	0.00	146,000.00	0.00	0.00
Printing and Publication Expenses	5029902000	27,484,327.00	(171,500.00)	27,312,827.00	109,405.00	500,450.00	0.00	0.00	609,855.00	0.00	4,640.00	0.00	0.00	4,640.00	26,702,972.00	0.00	605,215.00
Printing and Publication Expenses	5029902000	27,484,327.00	(171,500.00)	27,312,827.00	109,405.00	500,450.00	0.00	0.00	609,855.00	0.00	4,640.00	0.00	0.00	4,640.00	26,702,972.00	0.00	605,215.00
Representation Expenses	5029903000	25,715,832.56	17,470.00	25,733,302.56	163,160.50	259,025.00	0.00	0.00	422,185.50	20,500.00	79,057.50	0.00	0.00	99,557.50	25,311,117.06	166,745.00	155,883.00
Representation Expenses	5029903000	25,715,832.56	17,470.00	25,733,302.56	163,160.50	259,025.00	0.00	0.00	422,185.50	20,500.00	79,057.50	0.00	0.00	99,557.50	25,311,117.06	166,745.00	155,883.00
Transportation and Delivery Expenses	5029904000	580,000.00	5,200.80	585,200.80	25,200.80	0.00	0.00	0.00	25,200.80	25,200.80	0.00	0.00	0.00	25,200.80	560,000.00	0.00	0.00
Transportation and Delivery Expenses	5029904000	580,000.00	5,200.80	585,200.80	25,200.80	0.00	0.00	0.00	25,200.80	25,200.80	0.00	0.00	0.00	25,200.80	560,000.00	0.00	0.00
Rent/Lease Expenses	5029905000	409,860.00	0.00	409,860.00	0.00	0.00	0.00	0.00	0.00	0.00	0.00	0.00	0.00	0.00	409,860.00	0.00	0.00
Rents - Building and Structures	5029905001	22,000.00	0.00	22,000.00	0.00	0.00	0.00	0.00	0.00	0.00	0.00	0.00	0.00	0.00	22,000.00	0.00	0.00
Rents - Motor Vehicles	5029905003	328,360.00	0.00	328,360.00	0.00	0.00	0.00	0.00	0.00	0.00	0.00	0.00	0.00	0.00	328,360.00	0.00	0.00
Rents - Equipment	5029905004	59,500.00	0.00	59,500.00	0.00	0.00	0.00	0.00	0.00	0.00	0.00	0.00	0.00	0.00	59,500.00	0.00	0.00
Membership Dues and Contributions to Organizations	5029906000	2,911,000.00	0.00	2,911,000.00	0.00	0.00	0.00	0.00	0.00	0.00	0.00	0.00	0.00	0.00	2,911,000.00	0.00	0.00
Membership Dues and Contributions to Organizations	5029906000	2,911,000.00	0.00	2,911,000.00	0.00	0.00	0.00	0.00	0.00	0.00	0.00	0.00	0.00	0.00	2,911,000.00	0.00	0.00

**SUMMARY OF APPROVED BUDGET, UTILIZATIONS, DISBURSEMENTS AND BALANCES BY OBJECT OF EXPENDITURES**  
**(For Off-Budgetary Funds)**  
**As at the Quarter Ending June 30, 2021**


Department : State Universities and Colleges (SUCs)  
 Agency/Entity : Negros Oriental State University  
 Operating Unit : < not applicable >  
 Organization Code (UACS) : 08 072 0000000  
 Fund Cluster : 05 Internally Generated Funds  
 (e.g. UACS Fund Cluster: 05-Internally Generated Funds and 06-Business Related Funds)


Particulars	UACS CODE	Approved Budget			Utilizations					Disbursements					Balances		
		Approved Budgeted Revenue	Adjustments (Reductions, Modifications/	Adjusted Budgeted Revenue	1st Quarter Ending March 31	2nd Quarter Ending June 30	3rd Quarter Ending Sept. 30	4th Quarter Ending Dec. 31	Total	1st Quarter Ending March 31	2nd Quarter Ending June 30	3rd Quarter Ending Sept. 30	4th Quarter Ending Dec. 31	TOTAL	Unutilized Budget	Unpaid Obligations	
																5=[(3+(-)4)]	6
1	2	3	4	5=[(3+(-)4)]	6	7	8	9	10=(6+7+8+9)	11	12	13	14	15=(11+12+13+14)	16=(5-10)	17	18
Subscription Expenses	5029907000	18,052,153.00	960,000.00	19,012,153.00	39,043.00	897,000.00	0.00	0.00	936,043.00	0.00	34,048.00	0.00	0.00	34,048.00	18,076,110.00	4,995.00	897,000.00
ICT Software Subscription	5029907001	4,911,253.00	0.00	4,911,253.00	39,043.00	0.00	0.00	0.00	39,043.00	0.00	34,048.00	0.00	0.00	34,048.00	4,872,210.00	4,995.00	0.00
Library and Other Reading Materials Subscription Expenses	5029907004	12,322,800.00	0.00	12,322,800.00	0.00	0.00	0.00	0.00	0.00	0.00	0.00	0.00	0.00	0.00	12,322,800.00	0.00	0.00
Other Subscription Expenses	5029907099	818,100.00	960,000.00	1,778,100.00	0.00	897,000.00	0.00	0.00	897,000.00	0.00	0.00	0.00	0.00	0.00	881,100.00	0.00	897,000.00
Litigation/Acquired Assets Expenses	5029909000	0.00	4,530.00	4,530.00	4,530.00	0.00	0.00	0.00	4,530.00	4,530.00	0.00	0.00	0.00	4,530.00	0.00	0.00	0.00
Litigation/Acquired Assets Expenses	5029909000	0.00	4,530.00	4,530.00	4,530.00	0.00	0.00	0.00	4,530.00	4,530.00	0.00	0.00	0.00	4,530.00	0.00	0.00	0.00
Other Maintenance and Operating Expenses	5029999000	195,710,700.24	(72,267.06)	195,638,433.18	215,375.75	18,700.00	0.00	0.00	234,075.75	19,985.75	69,580.00	0.00	0.00	89,565.75	195,404,357.43	0.00	144,510.00
Website Maintenance	5029999001	106,000.00	0.00	106,000.00	0.00	0.00	0.00	0.00	0.00	0.00	0.00	0.00	0.00	0.00	106,000.00	0.00	0.00
Other Maintenance and Operating Expenses	5029999099	195,604,700.24	(72,267.06)	195,532,433.18	215,375.75	18,700.00	0.00	0.00	234,075.75	19,985.75	69,580.00	0.00	0.00	89,565.75	195,298,357.43	0.00	144,510.00
Capital Outlays		577,681,253.52	1,282,634.08	578,963,887.60	3,030,142.00	12,457,217.50	0.00	0.00	15,487,359.50	150,000.00	1,150,890.00	0.00	0.00	1,300,890.00	563,476,528.10	853,619.00	13,332,850.50
Property, Plant and Equipment Outlay	5060400000	561,488,718.22	1,282,634.08	562,771,352.30	3,030,142.00	12,457,217.50	0.00	0.00	15,487,359.50	150,000.00	1,150,890.00	0.00	0.00	1,300,890.00	547,283,992.80	853,619.00	13,332,850.50
Land Outlay	5060401000	5,000,000.00	0.00	5,000,000.00	0.00	0.00	0.00	0.00	0.00	0.00	0.00	0.00	0.00	0.00	5,000,000.00	0.00	0.00
Land	5060401001	5,000,000.00	0.00	5,000,000.00	0.00	0.00	0.00	0.00	0.00	0.00	0.00	0.00	0.00	0.00	5,000,000.00	0.00	0.00
Land Improvements Outlay	5060402000	1,300,000.00	0.00	1,300,000.00	300,000.00	0.00	0.00	0.00	300,000.00	150,000.00	0.00	0.00	0.00	150,000.00	1,000,000.00	0.00	150,000.00
Other Land Improvements	5060402099	1,300,000.00	0.00	1,300,000.00	300,000.00	0.00	0.00	0.00	300,000.00	150,000.00	0.00	0.00	0.00	150,000.00	1,000,000.00	0.00	150,000.00
Infrastructure Outlay	5060403000	26,234,609.00	0.00	26,234,609.00	0.00	0.00	0.00	0.00	0.00	0.00	0.00	0.00	0.00	0.00	26,234,609.00	0.00	0.00
Road Networks	5060403001	3,100,000.00	0.00	3,100,000.00	0.00	0.00	0.00	0.00	0.00	0.00	0.00	0.00	0.00	0.00	3,100,000.00	0.00	0.00
Water Supply Systems	5060403004	6,555,000.00	0.00	6,555,000.00	0.00	0.00	0.00	0.00	0.00	0.00	0.00	0.00	0.00	0.00	6,555,000.00	0.00	0.00
Power Supply Systems	5060403005	16,577,609.00	0.00	16,577,609.00	0.00	0.00	0.00	0.00	0.00	0.00	0.00	0.00	0.00	0.00	16,577,609.00	0.00	0.00
Communication Networks	5060403006	2,000.00	0.00	2,000.00	0.00	0.00	0.00	0.00	0.00	0.00	0.00	0.00	0.00	0.00	2,000.00	0.00	0.00
Buildings and Other Structures	5060404000	329,125,553.48	238,010.00	329,363,563.48	24,253.00	1,995,991.00	0.00	0.00	2,020,244.00	0.00	0.00	0.00	0.00	0.00	327,343,319.48	0.00	2,020,244.00
Buildings	5060404001	86,051,191.97	150,500.00	86,201,691.97	0.00	210,775.00	0.00	0.00	210,775.00	0.00	0.00	0.00	0.00	0.00	85,990,916.97	0.00	210,775.00
School Buildings	5060404002	128,812,297.76	(500,000.00)	128,312,297.76	0.00	0.00	0.00	0.00	0.00	0.00	0.00	0.00	0.00	0.00	128,312,297.76	0.00	0.00
Other Structures	5060404099	114,262,063.75	587,510.00	114,849,573.75	24,253.00	1,785,216.00	0.00	0.00	1,809,469.00	0.00	0.00	0.00	0.00	0.00	113,040,104.75	0.00	1,809,469.00
Machinery and Equipment Outlay	5060405000	156,301,594.74	689,984.08	156,991,578.82	2,139,549.00	7,878,356.50	0.00	0.00	10,017,905.50	0.00	701,550.00	0.00	0.00	701,550.00	146,973,673.32	853,619.00	8,462,736.50
Machinery	5060405001	12,272,042.00	637,400.00	12,909,442.00	0.00	649,888.00	0.00	0.00	649,888.00	0.00	0.00	0.00	0.00	0.00	12,259,554.00	0.00	649,888.00
Office Equipment	5060405002	6,178,289.00	200,000.00	6,378,289.00	630,619.00	268,927.50	0.00	0.00	899,546.50	0.00	15,900.00	0.00	0.00	15,900.00	5,478,742.50	364,919.00	518,727.50
Information and Communication Technology Equipment	5060405003	48,277,771.24	550,240.00	48,828,011.24	408,500.00	3,998,546.00	0.00	0.00	4,407,046.00	0.00	155,800.00	0.00	0.00	155,800.00	44,420,965.24	0.00	4,251,246.00
Agricultural and Forestry Equipment	5060405004	3,106,536.00	0.00	3,106,536.00	0.00	0.00	0.00	0.00	0.00	0.00	0.00	0.00	0.00	0.00	3,106,536.00	0.00	0.00
Marine and Fishery Equipment	5060405005	415,000.00	0.00	415,000.00	0.00	0.00	0.00	0.00	0.00	0.00	0.00	0.00	0.00	0.00	415,000.00	0.00	0.00
Communication Equipment	5060405007	600,000.00	0.00	600,000.00	0.00	0.00	0.00	0.00	0.00	0.00	0.00	0.00	0.00	0.00	600,000.00	0.00	0.00
Disaster Response and Rescue Equipment	5060405009	2,002,662.00	(43,715.92)	1,958,946.08	23,980.00	0.00	0.00	0.00	23,980.00	0.00	0.00	0.00	0.00	0.00	1,934,966.08	0.00	23,980.00
Military, Police and Security Equipment	5060405010	734,000.00	0.00	734,000.00	0.00	0.00	0.00	0.00	0.00	0.00	0.00	0.00	0.00	0.00	734,000.00	0.00	0.00
Medical Equipment	5060405011	475,000.00	0.00	475,000.00	0.00	0.00	0.00	0.00	0.00	0.00	0.00	0.00	0.00	0.00	475,000.00	0.00	0.00
Printing Equipment	5060405012	238,000.00	0.00	238,000.00	0.00	49,995.00	0.00	0.00	49,995.00	0.00	0.00	0.00	0.00	0.00	188,005.00	0.00	49,995.00
Sports Equipment	5060405013	343,050.00	0.00	343,050.00	0.00	0.00	0.00	0.00	0.00	0.00	0.00	0.00	0.00	0.00	343,050.00	0.00	0.00
Technical and Scientific Equipment	5060405014	55,685,555.00	0.00	55,685,555.00	0.00	271,000.00	0.00	0.00	271,000.00	0.00	0.00	0.00	0.00	0.00	55,414,555.00	0.00	271,000.00
ICT Software	5060405015	5,890,000.00	0.00	5,890,000.00	0.00	0.00	0.00	0.00	0.00	0.00	0.00	0.00	0.00	0.00	5,890,000.00	0.00	0.00
Other Machinery and Equipment	5060405099	20,083,689.50	(653,940.00)	19,429,749.50	1,078,450.00	2,640,000.00	0.00	0.00	3,718,450.00	0.00	529,850.00	0.00	0.00	529,850.00	15,713,299.50	488,700.00	2,697,900.00
Transportation Equipment Outlay	5060406000	19,813,900.00	(250,000.00)	19,563,900.00	0.00	2,000,000.00	0.00	0.00	2,000,000.00	0.00	0.00	0.00	0.00	0.00	17,563,900.00	0.00	2,000,000.00
Motor Vehicles	5060406001	19,813,900.00	(250,000.00)	19,563,900.00	0.00	2,000,000.00	0.00	0.00	2,000,000.00	0.00	0.00	0.00	0.00	0.00	17,563,900.00	0.00	2,000,000.00


**SUMMARY OF APPROVED BUDGET, UTILIZATIONS, DISBURSEMENTS AND BALANCES BY OBJECT OF EXPENDITURES**  
**(For Off-Budgetary Funds)**  
**As at the Quarter Ending June 30, 2021**


Department : State Universities and Colleges (SUCs)  
 Agency/Entity : Negros Oriental State University  
 Operating Unit : < not applicable >  
 Organization Code (UACS) : 08 072 0000000  
 Fund Cluster : 05 Internally Generated Funds  
 (e.g. UACS Fund Cluster: 05-Internally Generated Funds and 06-Business Related Funds)

Particulars	UACS CODE	Approved Budget			Utilizations					Disbursements					Balances		
		Approved Budgeted Revenue	Adjustments (Reductions, Modifications/	Adjusted Budgeted Revenue	1st Quarter Ending March 31	2nd Quarter Ending June 30	3rd Quarter Ending Sept. 30	4th Quarter Ending Dec. 31	Total	1st Quarter Ending March 31	2nd Quarter Ending June 30	3rd Quarter Ending Sept. 30	4th Quarter Ending Dec. 31	TOTAL	Unutilized Budget	Unpaid Obligations	
																Due and Demandable	Not Yet Due and Demandable
1	2	3	4	5=[(3+(-)4)]	6	7	8	9	10=(6+7+8+9)	11	12	13	14	15=(11+12+13+14)	16=(5-10)	17	18
Furniture, Fixtures and Books Outlay	5060407000	19,238,061.00	604,640.00	19,842,701.00	566,340.00	582,870.00	0.00	0.00	1,149,210.00	0.00	449,340.00	0.00	0.00	449,340.00	18,693,491.00	0.00	699,870.00
Furniture and Fixtures	5060407001	11,529,551.00	604,640.00	12,134,191.00	449,340.00	582,870.00	0.00	0.00	1,032,210.00	0.00	449,340.00	0.00	0.00	449,340.00	11,101,981.00	0.00	582,870.00
Books	5060407002	7,708,510.00	0.00	7,708,510.00	117,000.00	0.00	0.00	0.00	117,000.00	0.00	0.00	0.00	0.00	0.00	7,591,510.00	0.00	117,000.00
Other Property Plant and Equipment Outlay	5060409000	4,475,000.00	0.00	4,475,000.00	0.00	0.00	0.00	0.00	0.00	0.00	0.00	0.00	0.00	0.00	4,475,000.00	0.00	0.00
Other Property, Plant and Equipment	5060409099	4,475,000.00	0.00	4,475,000.00	0.00	0.00	0.00	0.00	0.00	0.00	0.00	0.00	0.00	0.00	4,475,000.00	0.00	0.00
Biological Assets Outlay	5060500000	100,000.00	0.00	100,000.00	0.00	0.00	0.00	0.00	0.00	0.00	0.00	0.00	0.00	0.00	100,000.00	0.00	0.00
Bearer Biological Assets Outlay	5060501000	100,000.00	0.00	100,000.00	0.00	0.00	0.00	0.00	0.00	0.00	0.00	0.00	0.00	0.00	100,000.00	0.00	0.00
Livestock	5060501002	100,000.00	0.00	100,000.00	0.00	0.00	0.00	0.00	0.00	0.00	0.00	0.00	0.00	0.00	100,000.00	0.00	0.00
Intangible Assets Outlay	5060600000	16,092,535.30	0.00	16,092,535.30	0.00	0.00	0.00	0.00	0.00	0.00	0.00	0.00	0.00	0.00	16,092,535.30	0.00	0.00
Patents/Copyrights	5060601000	292,535.30	0.00	292,535.30	0.00	0.00	0.00	0.00	0.00	0.00	0.00	0.00	0.00	0.00	292,535.30	0.00	0.00
Patents/Copyrights	5060601000	292,535.30	0.00	292,535.30	0.00	0.00	0.00	0.00	0.00	0.00	0.00	0.00	0.00	0.00	292,535.30	0.00	0.00
Computer Software	5060602000	15,800,000.00	0.00	15,800,000.00	0.00	0.00	0.00	0.00	0.00	0.00	0.00	0.00	0.00	0.00	15,800,000.00	0.00	0.00
Computer Software	5060602000	15,800,000.00	0.00	15,800,000.00	0.00	0.00	0.00	0.00	0.00	0.00	0.00	0.00	0.00	0.00	15,800,000.00	0.00	0.00
<b>GRAND TOTAL</b>		<b>1,287,304,015.98</b>	<b>0.00</b>	<b>1,287,304,015.98</b>	<b>15,158,801.61</b>	<b>27,333,096.60</b>	<b>0.00</b>	<b>0.00</b>	<b>42,491,898.21</b>	<b>8,737,374.54</b>	<b>11,356,938.51</b>	<b>0.00</b>	<b>0.00</b>	<b>20,094,313.05</b>	<b>1,244,812,117.77</b>	<b>1,238,154.25</b>	<b>21,159,430.91</b>

**Certified Correct:**  
  
 MARIA JONAMIE T. LIMATOC, CPA  
 University Budget Officer  
 Date:

**Certified Correct:**  
  
 MAURICE ANAVER B. DORDADO, CPA  
 University Chief Accountant  
 Date:

**Recommending Approval:**  
  
 RENE BOY A. CATUBIG, CPA  
 Chief Administrative Officer - Finance  
 Date:

**Approved By:**  
  
 JOEL P. LIMSON, PH.D.  
 University President  
 Date: